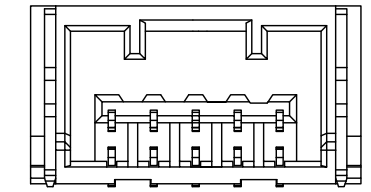
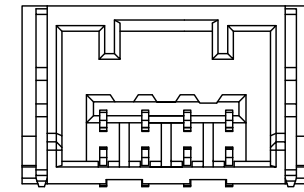
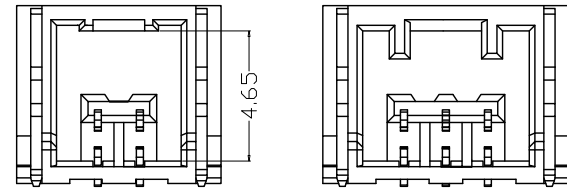
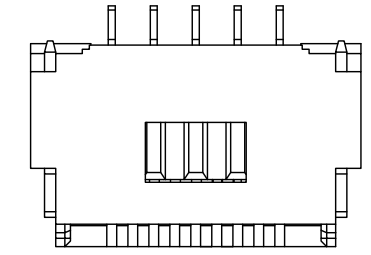
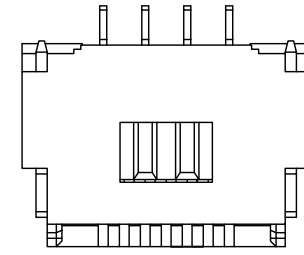
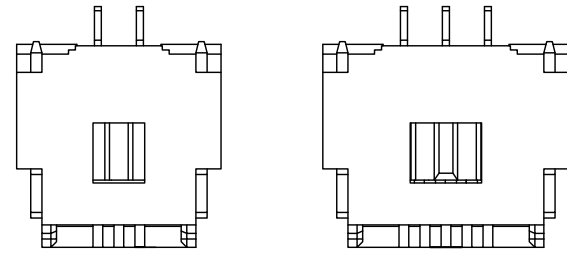
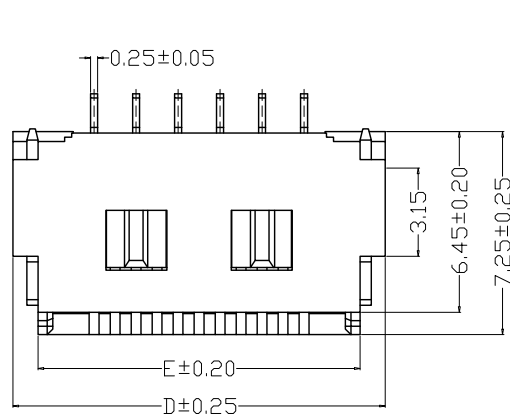


版本 REV.	日期 DATE	ECN NO.	变更内容 DESCRIPTION	制图 DRAWN

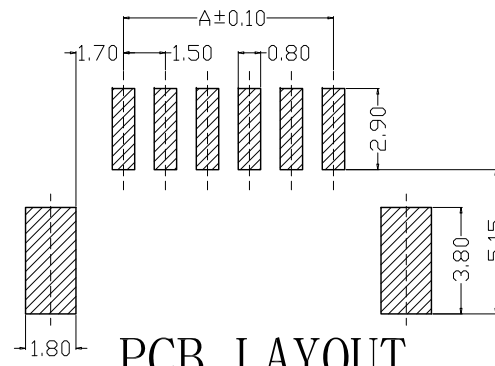
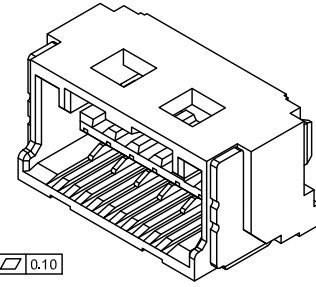
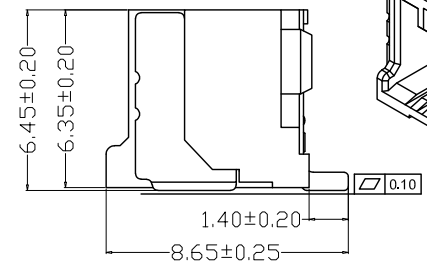
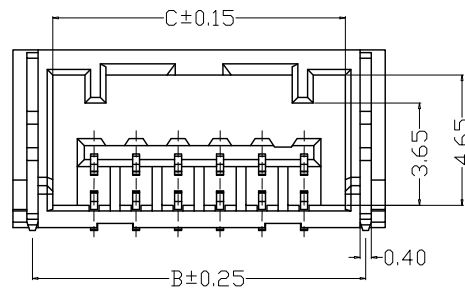


2PIN

3PIN

4PIN

5PIN

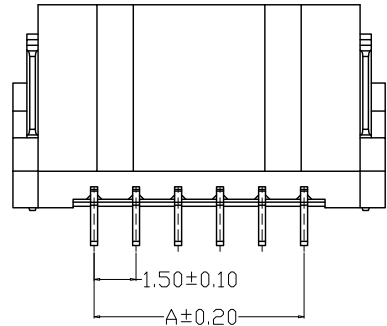


PCB LAYOUT

P/N	尺寸 (MM)				
	A	B	C	D	E
02AWB	1.50	5.90	4.45	7.30	5.50
03AWB	3.00	7.40	5.95	8.80	7.00
04AWB	4.50	8.90	7.45	10.30	8.50
05AWB	6.00	10.40	8.95	11.80	10.00
06AWB	7.50	11.90	10.45	13.30	11.50
07AWB	9.00	13.40	11.95	14.80	13.00
08AWB	10.50	14.90	13.45	16.30	14.50
09AWB	12.00	16.40	14.95	17.80	16.00
10AWB	13.50	17.90	16.45	19.30	17.50
11AWB	15.00	19.40	17.95	20.80	19.00
12AWB	16.50	20.90	19.45	22.30	20.50
13AWB	18.00	22.40	20.95	23.80	22.50
14AWB	19.50	23.90	22.45	25.30	23.50
15AWB	21.00	25.40	23.95	26.80	25.00

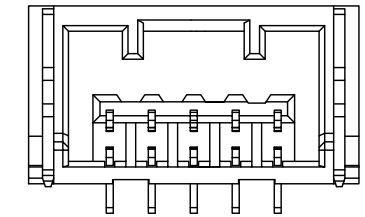
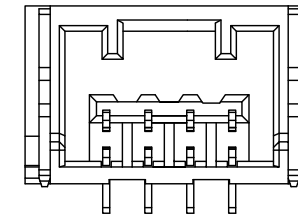
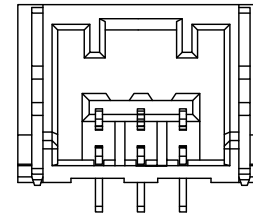
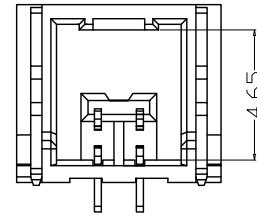
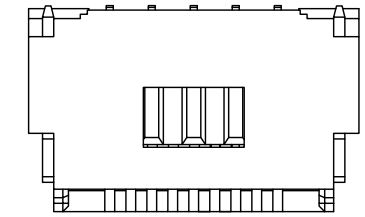
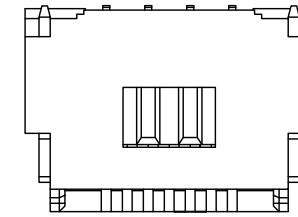
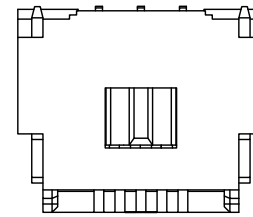
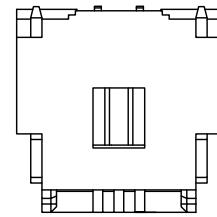
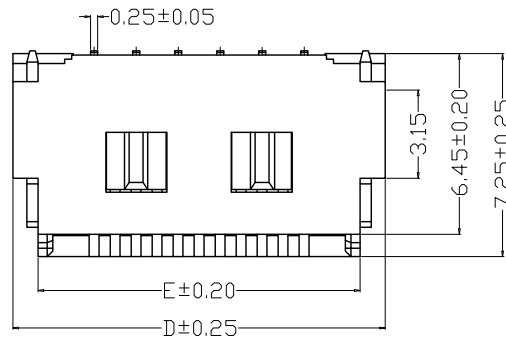
SPECIFICATIONS

- Current Rating: 1A AC, DC
- Voltage Rating: 100V AC, DC
- Temperatuer Range: -25°C~+105°C
- Contact Resistance: 20mΩ Max
- Insulation Resistance: 500MΩ Min
- Withstanding Voltang: 500V AC/minute
- Flatness of terminal contact surface 0.10 MAX
- Material
Wafer: PA9T UL94V-0
PIN: Phosphor Bronze Tin-plated
Welding lug Brass Tin-plated



GENERAL TOLERANCE		制图	张迎春	料号	C15001-nAWB	版本	A
X.X±0.25	X.*±2'	DRAWING	2022、11、15	PART NO.	15068卧贴	REV.	
X.XX±0.20		审核	钱岳生	品名	WAFER SMT TYPE	页次	1/1
X.XXX±0.10		CHECK	2022、11、16	TITLE		SHEET	
		核准	张名	客户料号			
		APPROVAL	2022、11、17	CUTM. NO.			
		单位	MM	乐清市宏一电子有限公司			
		UNITS	比例	YUEQING HONGYI ELECTRONICS CO.,LTD			
			SCALE	1:1			

版本 REV.	日期 DATE	ECN NO.	变更内容 DESCRIPTION	制图 DRAWN

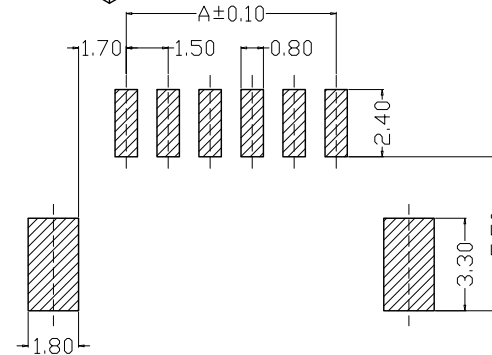
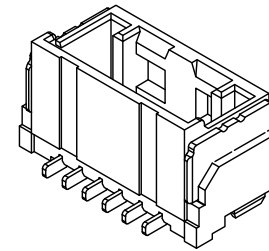
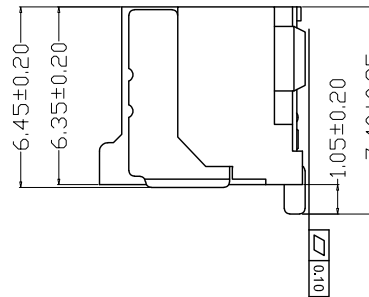
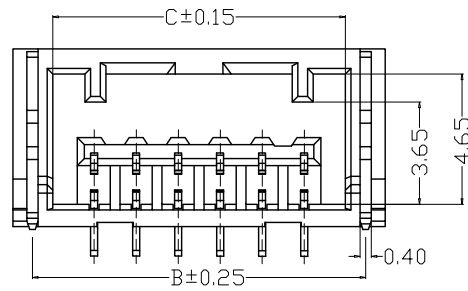


2PIN

3PIN

4PIN

5PIN



PCB LAYOUT

SPECIFICATIONS

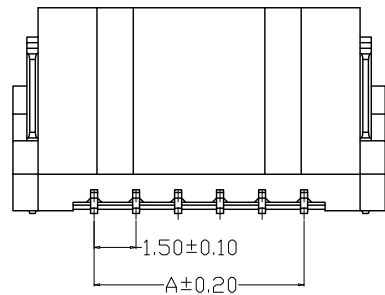
- 1、Current Rating: 1A AC, DC
- 2、Voltage Rating: 100V AC, DC
- 3、Temperatuer Range: -25℃~+105℃
- 4、Contact Resistance: 20mΩ Max
- 5、Insulation Resistance: 500MΩ Min
- 6、Withstanding Voltang: 500V AC/minute
- 7、Flatness of terminal contact surface 0.10 MAX
- 8、Material

Wafer: PA9T UL94V-0

PIN: Phosphor Bronze Tin-plated

Welding lug Brass Tin-plated

P/N	尺寸 (MM)				
	A	B	C	D	E
02AWB	1.50	5.90	4.45	7.30	5.50
03AWB	3.00	7.40	5.95	8.80	7.00
04AWB	4.50	8.90	7.45	10.30	8.50
05AWB	6.00	10.40	8.95	11.80	10.00
06AWB	7.50	11.90	10.45	13.30	11.50
07AWB	9.00	13.40	11.95	14.80	13.00
08AWB	10.50	14.90	13.45	16.30	14.50
09AWB	12.00	16.40	14.95	17.80	16.00
10AWB	13.50	17.90	16.45	19.30	17.50
11AWB	15.00	19.40	17.95	20.80	19.00
12AWB	16.50	20.90	19.45	22.30	20.50
13AWB	18.00	22.40	20.95	23.80	22.50
14AWB	19.50	23.90	22.45	25.30	23.50
15AWB	21.00	25.40	23.95	26.80	25.00



GENERAL TOLERANCE		制图	张迎春	料号	C15001-nAB	版本	A
X.X±0.25	X.*±2'	DRAWING	2022、11、15	PART NO.	15068立贴	REV.	
X.XX±0.20		审核	钱岳生	品名	WAFER SMT TYPE	页次	1/1
X.XXX±0.10		CHECK	2022、11、16	TITLE		SHEET	
		核准	张名	客户料号			
		APPROVAL	2022、11、17	CUTM. NO.			
		单位	MM	比例	1:1	乐清市宏一电子有限公司	
		UNITS		SCALE		YUEQING HONGYI ELECTRONICS CO.,LTD	